

Husqvarna Report

motorcycle club

20th Newsletter for the Husqvarna Motorcycle Club for info e-mail husky@intrepid.net or see <http://www.intrepid.net/~husky/hustest.html>



Tanks for the Memories

Paint Formula

72-75 Husky 450 - Orange

by Craig Comontofski

I picked up a NOS 450 Tank a couple months ago and this is my current computer, actually Dupont ChromaColor color scan/match for Husqvarna 450 Orange.

This formula is based on:

Isuzu Orange, 1990, Code: 702, Alt:CF01

845J TRANSP YELLOW	97.3
853J RED ORANGE	93.6
801J HS WHITE	33.9
846J YELLOW ORANGE	8.7
807J LS BLACK	3.1
150K B/C BALANCER	212.5
Total -----	449.1 grams

This is the weight formula for a pint can of Basecoat. Let me repeat this is not Isuzu Orange, but a custom formula based on Isuzu Orange.

This formula is only good for B/C Dupont paints, so please don't run down to your PPG or RM dealer and want this converted or mixed, or at least I don't think so. Let me know if you do and are successful.

The stated price for this pint of Dupont Basecolor is \$40.95, but you still need activators, clearcoat, activators, primers, thinners, converters and such.

As I have stated in the past, it would be best to put the base coat color, Orange or any any other base coat, over a white primer or sealer, not gray, not light gray, not red, not green,white.

1972 MJ 450 Tank Details -

The decal on this 450 tank is the 72-74 font - in white with black outline. The font of this decal is not the same as 67-71, altho it may appear so to the new hobbyist. It is distinctly taller than the early font, about the same length and at first looks exactly the same, BUT IT IS NOT! Of course the tank is the same physically in 72 as it was in 71, but the following changes need to be recognized:

Different chrome area, smaller for 72 and beyond.

Different white stripe width - wider for 72, 6.5mm as compared to 5mm for 71 tank.

Different decal position - similar to 1970, certainly not like 71.

"Racing Oil" sticker has a white border.


Different Tank Decal Font - taller for 72-73, the length remained the same but, for example, the "H" in Husqvarna would be 20mm tall instead of 16mm. The small letters followed this same ratio.

Husqvarna (A note on 1972-73 125 font size - the solid black font on a 72 125 is

indeed the same size as 67-71, ie 16mm "H")

Next issue - Husqvarna Maroon - 1973-75.

I need help with Auto Green 76-79, 125 Blue 79-80, Desert Master Yellow 72-75, 250 Blue 1982 and possibly others. I would like to purchase NOS tanks in these colors to keep in a historical collection, any help?



Position of chrome area on a 72-75 era "Åberg" tank is relatively simple. The forward most edge of the taped off pattern of chrome is even with the rear of the gas filler neck.

To establish this reference, cut a long strip of printer paper or poster paper in a 1" wide strip. This long piece must be 17" or longer and a single piece with a straight edge. Using this strip, butt the straight edge up behind the tank filler neck in about the center of the strip and then eyeball it in to perpendicular with the tanks axis, then tap in place at this center location. Yes there is a little raised area around this neck/tank, I tape the back edge of this paper strip for about an inch at the center/ tank filler area. Then you just press the paper strip down the curve of the tank and tape the end of the paper strip so it hugs tank. Let me advise that the strip should be 17" long and you will be working with the 8.5" down each side. Now that you have this paper strip in place, you simply draw a reference line with a felt tip marker from the 5" out from center to the 8.5" end. You are going to use this reference line to allow you to position the masking pattern.

Since the chrome masking pattern does not have a straight edge along it's front edge, this reference line is only to allow you "kiss" the line with the pattern.

As far as positioning top to bottom:

The top and bottom edges of the pattern are centered within the shape of the tank (I know this doesn't explain well, but look at it, I am sure you will get the idea.)

The bottom edge of the masking pattern is parallel with the bottom edge of tank, as you would expect, so that the chrome area duplicates the tank shape.

Position of "Husqvarna" on a 72-75 era "Åberg" tank is relatively simple.

Using the same paper strip as described above, which references off the tank filler rear, here's where the Husqvarna goes:

5.25" from center/rear of filler neck and forward 1" is where the right hand side "H" starts.

Since the left side is the word Husqvarna and the "a" is the reference, it would be 5.5" and 1" forward.

The **Husqvarna** is positioned so it runs parallel to the bottom edge of the tank. Please note that this tank logo position is not the same as 70 or 71. We will do those some other time.

Husqvarna

Full Size Chrome panel pattern for 72 -75
Åberg tank Husky. Just cut this out, and use
as a pattern for taping off your chrome panel!
Your white pinstripe will be right down the
middle of this pattern outline. The white stripe
is 6.5 mm or 1/4 " in width

Extreme Cool Husqvarna motorcycle club Cap

Brand New !! Husqvarna motorcycle club caps, top quality , red body , 6 panel, cotton duck with a cotton duck black bill. Details like top button and vent holes are black. The embroidery is done in Husqvarna colors with "Husqvarna" in white with a black outline and the "motorcycle club" in silver grey. These hat colors, embroidery thread colors, fonts, text spacing were all carefully selected for this exact Husky Club application and the experienced Husqvarna enthusiast will recognize why. The adjustable band at rear allows fitting to most all adult sizes. If you own and ride Huskys of any year this cap will be a cool item for every day wear!

The black bill is designed to allow a margin of dirty hand handling and not look soiled . The band liner in the cap is also black and again allows daily use without looking like a puke bucket after a short time.




Introductory Low Pricing \$16.45 plus \$3.55 ship

To order just send \$20 payable to Craig Comontofski and mail to :

Craig Comontofski
1501 West King Street
Martinsburg, WV 25401-2001

ALUMINUM SWINGARMS IN 6061 T6 ALLOY



XSWING
by European Dirt, Inc.

Now Available

Aluminum Swing Arms for

- | | |
|-------------------|-----------------------|
| 72-84 Husky | 73-81 Maico |
| 74-77 OSSA | 74 Honda CR 250 |
| 74 Suzuki TM | 74-80 Montesa |
| 74 CZ (long axle) | 71-78 Bultaco Pursang |

Custom arms also available - slightly more
Custom bends, shock mounts & lengths -
No problem! Any dual shock swingarm can
be reproduced.

All normally \$349.....

Special 2000 introductory offer \$295 plus S&H

**Reproduction Decals & Badges
including water slides**

OSSA tank badges, Husky and more.

This vehicle does not conform to
the U.S. vehicle safety standards
and is used for racing only.

Made by HUSQVARNA AB
Husqvarna Sweden

TANK RESTORATIONS

Husqvarna '67 thru '83

Honda CR125

& 250 - '73 thru '78



EUROPEAN DIRT INC.
SILT CO

See our website
www.rof.net/yp/eurodirt

VISA and Mastercard welcomed
All prices shown in US\$

PO Box 111 521 Main Street Silt, CO 81652 U.S.A.


Tel & Fax + 1 970 876 5277

email eurodirt@rof.net


Husky Tank Restoration - 1972 450 CR/WR

I hope the following pictures will give you a better idea of what the tank for 72-73 era Husky should look like.

Here the paper strip would identify the forward edge guide for



the chrome mask pattern. The rear of the gas filler neck is in the same vertical plane as this forward edge. Your pattern will be forward until the curve touches this reference line, at the same time the lower edge should be parallel with tank, and of course, centered top to bottom in the "side panel curve". If this tank were freshly chromed with no paint, you would use this method to draw a line on the tank with a marker. Then install the mask pattern and remove this guide line residue with acetone.




Where do the "Racing Oil" decal and "made in sweden" decal go? See above photo for orange 72 450 tank. Neither of these is particularly straight from the factory, but when you do it, you can make this perfect. Oil decal is 5/8" behind filler, sweden decal is 1/2" to 1" from collar edge.

The 72 "Husqvarna" decal runs parallel the bottom edge of tank and as stated elsewhere, is 5.25" from tank center and 1.0" forward from the above paper tape ref line. (This is to the upper left corner of the H in Husqvarna as placed on the right side)

One of the most noticeable errors that can happen to a tank restoration on a 1953 thru 1976 Husky, is the "forced straight edge" on the forward edge of the chrome panel. These Husky patterns never had a straight line at this location until 1977 (73 250 CR with it's unusual shape maybe an exception). I recommend making patterns off your old tank or follow my patterns

Notice the placement of the Husqvarna 250 cross decals on the 1971 MI tank. Very high on the tank and a particular trade mark for this year and model, but I believe the MI 400 and MI 360 had the same placement. This is a "full collar" tank with a center filler neck, not a "tab" tank with the filler to the right. In fact all 3 of these tanks are "full collar", "rear bolt mount", "crossover tubed" steel tanks with center filler necks.

Later tank designs were "full collar", "rear hook mount", "no crossover tubes", some with "crossover tubes", some alloy, some steel, filler to right, filler in center, but these all came after 1974



You may want to pay attention to the proximity of the "250 cross" silver decal portion as it relates to the "Husqvarna". These 2 decal runs are extremely close and always to the front on MI models.


From 20 feet away from a Husqvarna motorcycle of this era you can spot whether the chrome area, stripe width, decal placement is reasonable and done as it was when newor whether it is an artistic representation of a Husky tank.

Do not think for one minute, that armed with this photo display that you now hold the key for decal placement of this era. While it is true the 3 tanks above are original tanks from 72 125, 71 250cross, and a 72 450WR, it would be wise to say you now know the most common placement for these exact models. I will try and display tanks of other models and you should be able to compare and learn a range of acceptable restoration.


As a point of reference, the chrome panels on the 72 450 tank, which is NOS, do not match in alignment! One of the chrome panels is slightly askew, not aligned with the tank bottom edge and while it may look perfect in the photo, it is noticeable when you start really looking!

Rebel 500 Edison Dye Special

Follow up photos of Tom Ramey's Rebel 500 Edison Dye Special. This Husqvarna is based the very first 1966 360 Husqvarna 360 Viking that came to the USA #66923. The 360 engine was bored and stroked to 500cc by Roger Ring, who is now 86 years old. In a great photo opportunity, Tom Edison and Roger are pictured in October 2000 at Edison's home in SoCal.. The paint scheme is as original - red left side, white down middle, blue on right side.



Roger Ring and Edison Dye pose with the Special 500cc Rebel 500 they created in 1968. Husqvarna went to the drawing board and came up with the Twin 250, 500cc Baja Invader that was made into 3 working prototypes.



Tom scouts the horizon for old Huskys, Edison marvels at the polished engine, and Roger gets ready to pull chair from under Edison in a humorous move.

LEADER OF THE PACK



HUSKY

ACTION POSTERS



Full Color, High Resolution Detail, Printed on Heavy-weight Paper with Archival Inks. Ultra-Custom Posters of "You and Your Cycle" are also available by special arrangements. Check out the "Husqvarna 4 Speed" web site for full color samples and complete information at <http://www.intrepid.net/~husky/hustest.html> or contact direct at: Phone 937-696-0901 or write: Chuck Beers/Light Source Graphics • 11436 Dayton-Farmersville Rd. • Farmersville, OH U.S.A. 45325 for information and a Full Color Flyer.


© 2000 Light Source Graphics

LIGHT SOURCE GRAPHICS

**DON'T MISS OUT
SUBSCRIBE**

**No 8
OUT NOW**

Same old dirt...
Same old bikes...
Same old fun!



Get the leading
International Classic Dirt Bike Quarterly hot
off the presses! Order direct by phone, fax or email.
Single issues or 12 month - 4 issue subscription.

**NOW AVAILABLE - NON-AIRMAIL SUBSCRIPTIONS
\$48 - FOUR ISSUES.**

Back issues #1 thru #7 now available

Contact Mark Thompson

Too Due LLC. 8882 Timberchase Court,
West Chester OH. 45069-6486

Tel 513 942 4019 Fax 513 942 4021

email: markthomps@juno.com

web: www.vmx-mag.com



AIRMAIL SUBSCRIPTIONS-

Contact VMX direct. Four issues airmail US\$56
Single issues US\$14 Credit Cards & Personal Checks- OK
VMX Magazine PO Box 578 Kyneton 3444 Australia
Tel 61 3 5422 7510 Fax 61 3 5422 7511

Also check out VMX on www.vmxmag.com.au

HUSQVARNA MOTORCYCLE CLUB


is a newsletter club dedicated to Husqvarna and related motorcycle marques. Newsletters will be a 16 -20 page publication with 6 issued per year at a membership of \$20 for USA/Canada and \$29 for all others. To join, send check payable to Craig Comontofski and mail to : **Husqvarna Motorcycle Club, 1501 West King Street, Martinsburg, WV 25401**

Also include your phone number, e-mail address, Husky bikes you own, or are interested in. Frame# and engine #'s for bikes owned would be great! As a member you will be able to post a reasonable amount of free Husky-related advertising. We also desperately need articles about experience, tech questions, classifieds, parts leads, whatever from the general membership, including copies of old literature, and good photos of your Husky bike and you. For commercial businesses, here are the very reasonable rates for your ads: 1/8 page - \$15 per issue, 1/4 page - \$25 per issue, 1/2 page - \$45 per issue, full page - \$75 per issue We can provide artwork for your ads, if you like, for \$40-\$80 (one time charge). Also, if you are a paid advertiser, we will offer you a free, one-time article or maybe even more if there is tech or valuable product info (with photos/pictures if possible) on what you offer the Husky Hobbyists. An E-mail format is best.

Key Tag (chain) - Each Beverage Wrench is made of tuff nylon plastic with a stainless-steel insert that stands up to tough-to-open bottle caps and pop-top beverage and food cans. Includes a 1" split-ring for use as a key-tag. White with blue logo and letters. One way its will open bottle caps the other it will open aluminum pop top cans - 1ea for \$8, 2 ea for \$12 ship \$3.20 priority. Mail Craig Comontofski, 1501 W. King Street, Martinsburg, WV 25401

Husqvarna

Husqvarna beverage opener



and keychain

VINTAGE HUSKY

Reproduction Parts-N.O.S. Parts

Complete Restorations

Race Ready Motorcycles

Bike Rentals

Complete Engine Rebuilding

Painting - Gas Tanks - Frames

Decals - Stickers

Complete Suspension Work

Machining Done In-House


Welding - Fabricating

Trelleborg Tires

We Do Everything
When It Comes To Your
Husqvarna Motorcycle

760-744-8052

Progressive Suspension Dealer
Shocks & Fork Springs



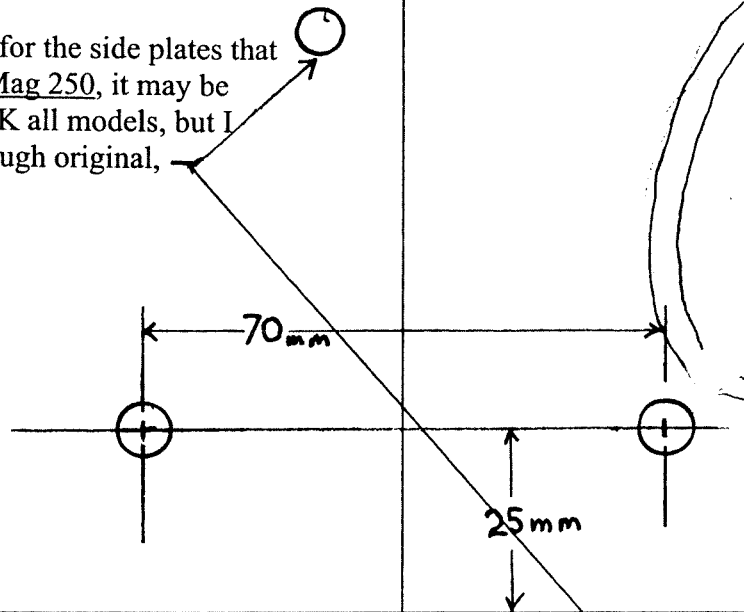
155 Balboa St. D-2 San Marcos, CA 92069

Husqvarna Number Plate Etiquette

(bults on the höger, mutter and bricka on the vänster,
don't put your elbows on the fenders)

1974 Mag 250

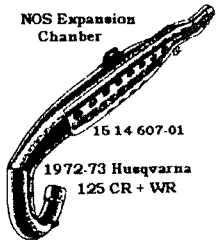
This is a drill pattern for the side plates that is only correct for a Mag 250, it may be correct for MJ and MK all models, but I have not checked enough original, unrestored bikes yet.



Drill, Drill, Drill Your Plates

So you have a Mag 250 and some blank undrilled nummerplåts and you are wondering where to drill the holes in the correct place. Well you could pick what looks good to you or you could put them where they should be! Actually most all front number plates from 1966 thru 1975 were drilled per this 25 x 70 pattern and this would be considered korrekt for all these years. I have seen some 250's from 72 and 73 with "on horizontal centerline" drilling in sales brochures, but I am convinced this was a photo shoot anomaly (along with the black electrical tape).


NOS Expansion Chamber



15 14 607-01

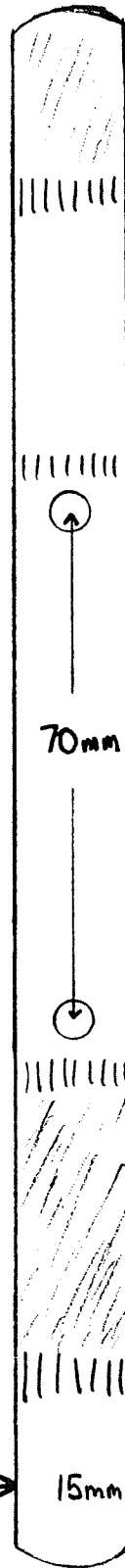
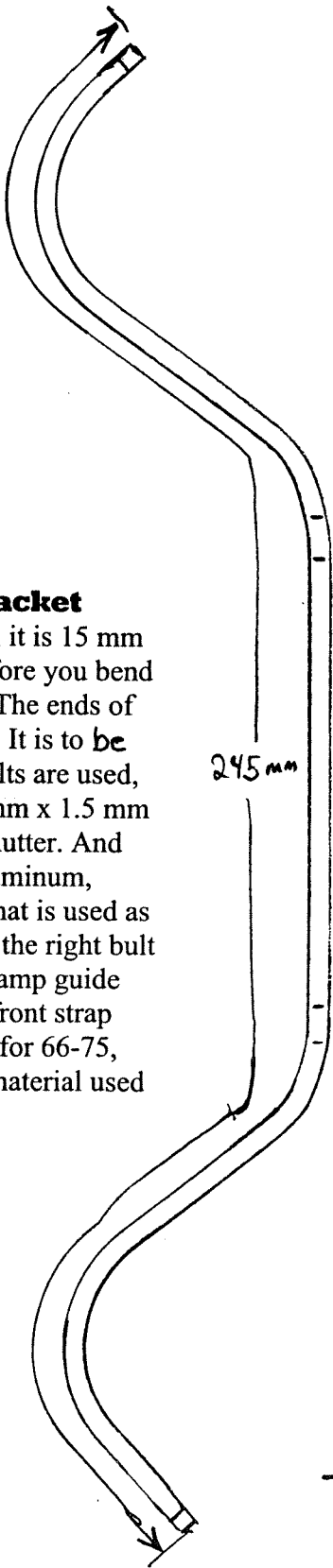
1972-73 Husqvarna
125 CR + WR

NOS 72-73 Husky 125
expansion chambers
\$120+\$20 ship
call 304-267-6471
or e-mail -
husky@intrepid.net

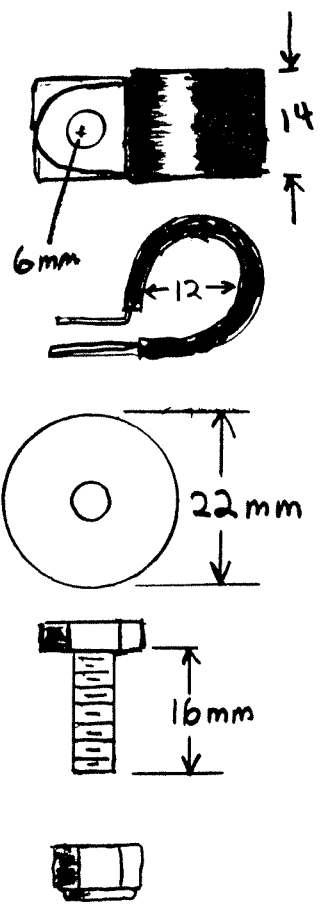


Front number plate bracket

made of 2 mm thick steel strap, it is 15 mm wide and 245 mm in length before you bend it. Drill the holes 70mm apart. The ends of the strap are rounded as shown. It is to be painted Husky silver. 16 x 6 bolts are used, RIBE not Bufo, along with 22mm x 1.5 mm thick washers and nylon lock nut. And the final touch would be the aluminum, 12mm rubber sheathed clamp that is used as a front brake cable guide under the right bolt. This aluminum "Adel style" clamp guide was used mid 72 thru 75. This front strap steel bracket should be correct for 66-75, altho I have seen thicker strap material used on the earlier years of 66-69.



"Adel" brand or style, aluminum band clamps are common place in the aircraft industry. Visit your local airport and go scrounging. Imagine how much time you could use, looking for a detail like this!





MOUNTING INSTRUCTIONS SOLENOID ACTUATED EXHAUST VALVE

These instructions should be followed when working with the valve and activating mechanism on our 250 CR bike. Incorrect installation or adjustment can lead to failure of valve function, and also cause damage to solenoid and mechanism.

- A. Make sure that valve and lever moves freely and that the pivot bolt (long M5 screw) is tightened according to instructions (6 Nm) 4,3 ft Lbs.

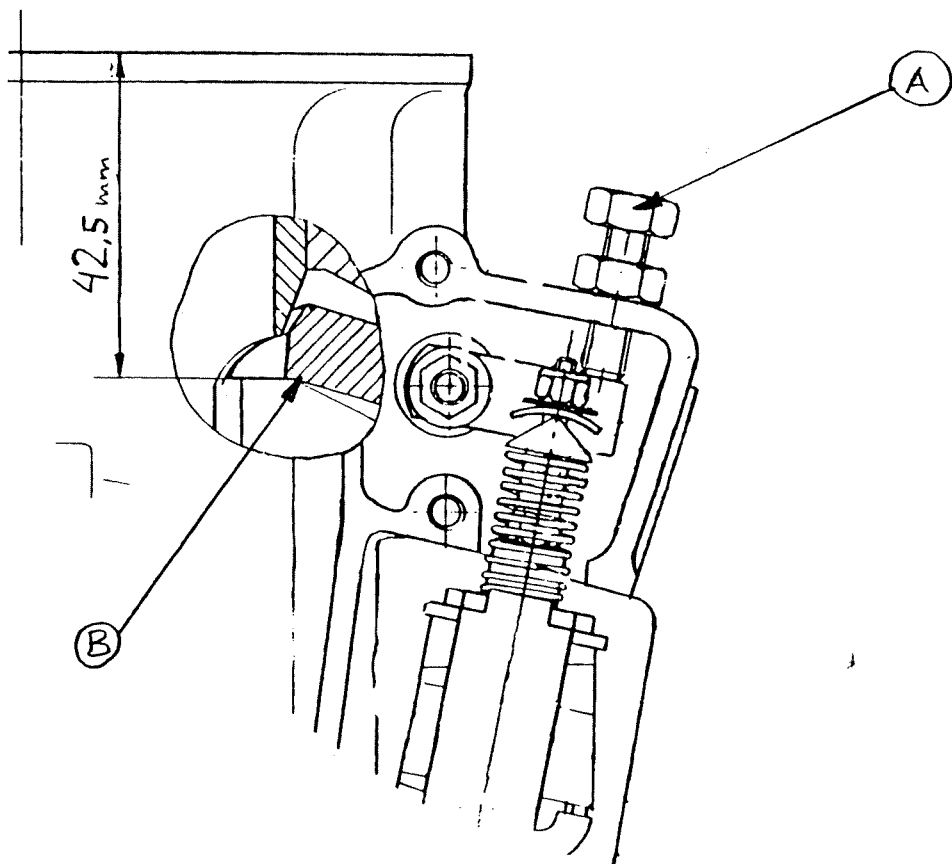
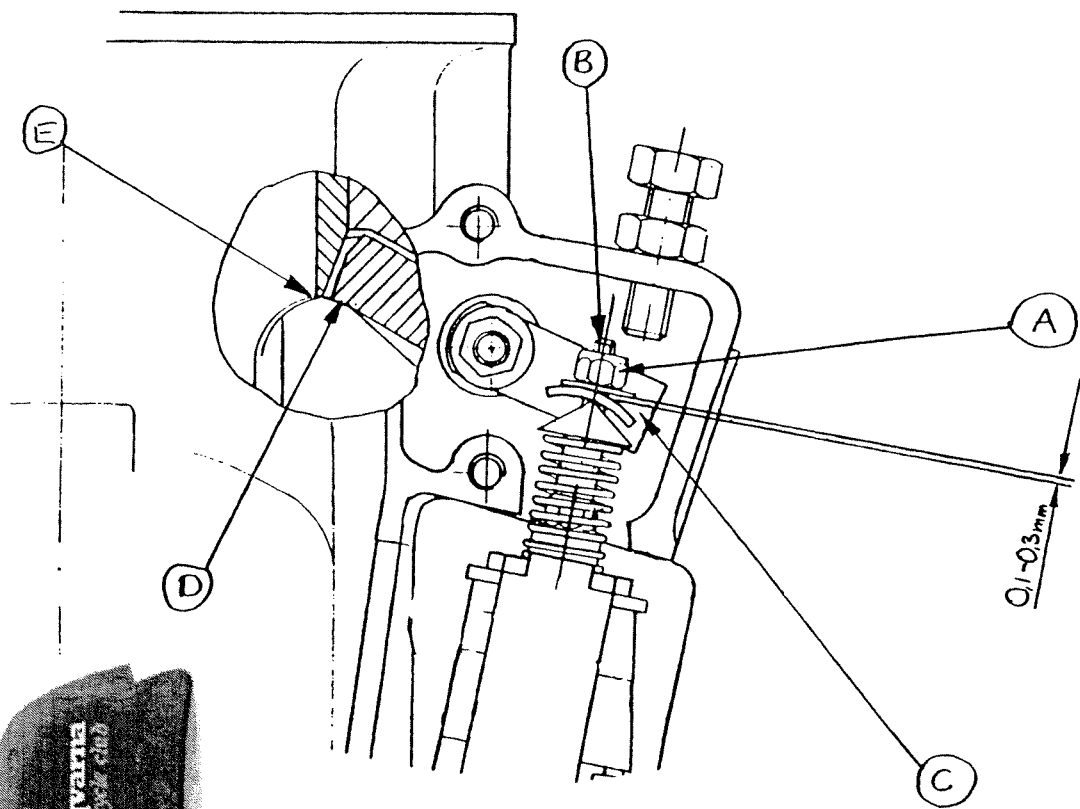
- B. Adjust the solenoid core to lever, clearance FIG. 1
 1. Loosen the M5 nut (A) so that the solenoid core (B) can be pushed all the way down to the bottom in the solenoid.
 2. Keep the core pushed down in the solenoid, push the lever (C) all the way down, and adjust the M5 nut (A) so that the clearance between the lever and the adjustment nut is 0,1-0,3 mm (a small free play should be felt).
 3. The aluminium valve (D) must never be seen under the liner edge (E) when the exhaust port is raised.

- C. Adjust the lower edge of the valve FIG. 2
 1. Loosen the lock nut on the adjustment screw (A).
 2. Adjust the screw so that the distance between the top of the cylinder and the lower edge of the valve (B) is 42,5 mm.
 3. Tighten the lock nut.

- D. Check the torque of the pivot bolt frequently (6Nm, 4,3 ft Lbs)

Husqvarna

motorcycle club Cap



Megaclassifieds 20

my Husky, it is a '79 or '80 WR 390. The frame number is MM08120 and the engine number is 2062 1196. phone number for me would be 614-638-5150. my name is Jim Duros and I would like to list it for \$500 obo. You can list that it needs some minor parts but runs well.

Hi Craig, I am a Can-am parts dealer in NH and in my last inventory purchase I wound up with 3 NOS Husky ODO/speedo heads part# 157100-2610 and 2 NOS 17inch rear rims(gold). Do you have any use for these and what would you pay? I'm thinking \$100 is reasonable - rkbones@user.xtdl.com - 603-627-0683

1978 Husqvarna 250WR Runs good, needs cosmetic restoration. \$350 HELP! I need shocks for a 1982 Husky 430CR. Email: mxerfixer@cs.com or call (248)435-0936 Thanks! Larry Kubes

Wanted - 1988 or thereabouts left hand engine case for my two stroke machine i think its a 500 my case has been welded and it is not right so can anyone help me find a case . I live in New Zealand in a small town called Bunnythorpe. I want to race this bike and I am looking for spares. I will except a collect ph call- 063292515. Regards Grant Hepburn "Sheryl & Grant" <gshepburn@inspire.net.nz>

For sale Husqvarna 400 CR -72 Very nice,perfekt vintage motocross bike.Beautiful original condition, lot of new parts 1950\$ Phone +358 13 315684 (Finland) or E-mail paavo.takala@iobox.fi , Soittoääännet ja ikonit matkapuhelimeen!

'87 430CR, original in absolutely EC. New Dunlop 756's. MSTA. Pics and details at <http://tlmcfarland.home.mindspring.com> Email Bret at bmcfarland@esrv.com Bret McFarland , Knoxville, MD , 301-834-9603

1994 husky 610wxc one owner \$2500 good condition trail ridden only by senior rider time to retire.no. cal. area 530-934-2321 - PROKARE@webtv.net (WILLIAM YOUNG)

Roy & Liz Pollard <pollardroy@king.igs.net>
Subject: Husky for sale. FOR SALE - 75Husky CR250 Parts or complete. Engine needs crankshaft - best offer

For Sale :

- 1) WR 250 Frame # MK 03098 Engine # 2032 0352 Bing carb; 90% complete (no air box) ran 2 years ago, condition : rough
- 2) WR 250 Frame # SK 0090? Engine # 2026 0377 Amal carb; missing fuel tank, headlight . Head, barrel and piston off (piston skirt damaged) condition: rough
- 3) 360 Frame # ML 15301 Engine # 2052 2710 Mikuni carb ; missing clutch cover and headlight , tail light broken. Speedo shows 6742 mi. Engine turns Condition : rough but may be a runner. Previously stored out doors.

I am looking for \$ 500. for all three and would prefer to sell all at once. Contact Jeff Wiita Fitchburg, MA 978-342-6685 Lisa & Jeff Wiita , Wiita Orchards , 371 Sheldon Road , Fitchburg, MA 01420 , (978)342-6685

for sale, 1986 Husqvarna WR400, Runs and looks great, Very fast, geared to pull 85 mph, but can be geared to run 100+, New UFO headlight and rear fender(includes orig fender and headlight) Also extra fuel tank included. \$1200 + shipping, OBO, will consider

trades for modern or vintage observed trials bike. Birmingham, Alabama, USA, padlaw@earthlink.net or call after 5 CST. (205)663-9776

I sent a message regarding two older huskies I have for sale, but as a nice couple from Tennessee pointed out to me, I did not give any phone number or any info on how to reach me. I have a 1982 Wr430 a 1979 wr390 and a trailer for \$2000. They all look like new. I can be reached @ 1-800-452-4179 ext 2255 days and 843-537-6227 nights. I am sorry I did not indicate this before. Thank you. Rusty Price <rprice@Marlevmeh.com>

INTERESTED in a 1973, or 1974 HUSKY 400 CR. I used to fly on this bike when I was young and now that im older, I'd like to purchase one again and flap my wings. Unit must be in good condition or restorable, preferably in the pacific NW region.....If you have a good buy, E mail me at wilbur@ixpnet.com

Subject: 86 430 auto 86 430 auto excellent low hours 740-669-3402 vinton oh 1200 hundred - Wrgandcjb@aol.com

I have a 1981 Husky XC250 For sale all new bearings just bored .040 over new piston and rings, airfilter, runs good, to see pics and learn more about the bike go to www.angelfire.com/pa3/gospel/bike.html email me at nboonees@cs.com or call Jason at 717-993-6664 located in southeastern Pa

1974 CR 400 (MK) - project bike 75% complete, with spare parts bike; about 1.5 bikes" worth. Two frames, four wheels, two tanks (1 alloy, 1 steel), two pipes, 1 complete motor, 1 80% complete. New parts include: handlbars, shocks, sprockets/chain, air filter/housing, levers, twistgrip (Magura) seat foam/cover, plates, cables, brake shoes, much more. \$3K spent, sell all for \$2K, no haggle. Good stuff - assemble it and ride yer a** off. Changes prevent me from finishing it - help me clear my garage. Call Tom @ 770-521-1867 or <mailto:Tbowman@mindspring.com>; Atlanta, GA, area."

86 wr 250 Husky for sale Good Condition 1,000 takes it. Ray Montoya 505-239-2881 - ehvinc@aol.com

1976 husky 125 motor, rear wheel with backing plate, front wheel and backing plate, both are in excellent condition. frame and front end with betor triple trees. have rear wheels complete with good hubs for 74 up 250. Also have a 79 CR 250 cyl, piston and head. reasonable email me at sideway@coollink.net

Husky, it is a '79 or '80 WR 390. The frame number is MM08120 and the engine number is 2062 1196. A good phone number for me would be 614-638-5150. Again, my name is Jim Duros and I would like to list it for \$500 obo

Want: 1983 430WR Husky Need ignition magneto cover Side covers (plastic) E-mail: sickle58@yahoo.com (540) 886-0661

Wanted: Would appreciate any knowledge in lowering a 1993 Husky , E-mail: sickle58@yahoo.com , (540) 886-0661

I need a rear brake assembly and axle & bushings for a 1984 husky 500. will pay top dollar!!dcg29@home.com.

1973 250 r/t husky -this a running rideable bike-extras or sell seprate forks legs, chrome or alum wheels , extra gas tank - cap is to the side need repaint complete bottom end 250wr other misc parts trade or sell \$600 take all offers on parts 810 329 6844 mich

For Sale: 1981 430-CR Forest Stahl motor, Buchanan spokes, gold

Sun rims rear is 18", heavy flywheel and kick start gears, powder coated frame, rebuilt suspension, all other parts are very nice. Price is \$2500.00, located in North Dakota. Contact Mike at (701) 293-7502 or email at nacnac@linkup.net.

FOR SALE: 72 Husq. CR250. Outstanding cond. Runs perfect. Motor by Vintage Iron. \$1800 Firm. No joy rides. See pix at <http://w3.one.net/~bely/huskypix.html> Best Regards, Barry Ely Cincom Systems 513-612-2557

bely@cincom.com

74-125 WR Ex. original cond. Sell or trade for 72-75 250 or 400 WR \$1500 Dallas TX (214-342-2690) nkoonce@prodigy.net

I have two original owner's manuals, one is for the 1976 250 CR 360 CR 360 American Edition includes 360 WR engine diagram. Great condition. \$50. One is for 1976 360 Automatic inside is in great condition, cover is o.k. \$40. Also one Husky air cleaner cover circa 1976(it fits several mid seventies) No sticker, painted black but still has uncracked rubber guard. \$20 Thanks, Ron Connors (760)738-4077

I have a 1986-87 430 husqvarna, Iowa State university rebuilt it in approx.91. Ive only rode it four times, clutch problems, parts too rd to find. \$1500 obo, contact Bernie at 712-252-2741

MH Husky 400, \$1200 , MH2755, motor # 401771 M, bought from org owner, raced 2 years, stock bars, stock shocks, org Akront rims, org Trelle tires, has white plastic fenders, but have metal frt brace, all tools , sprockets, owners manual, maybe std bore, plus more , call Mark at 319-277-8016 , Iowa, cedar falls

For Sale, 1988 430WR Husqvarna. Owned and maintained by 30 yr. riding vet. Second owner. Trail rider and play bike. Not abused. All original except for tires. Top end performed in winter of 99-00. Hardly ridden this year. Easy starter. Ride for your own enjoyment or with the kids. Pics available at request through e-mail or hard copy. mikesr90s@yahoo.com or call 815-654-9605 (No. Illinois). Asking \$1950 OBO. Mike Young

Wanted:Gas tank for 1986 400XC (3.2gal) and all plastics or a parts bike. I am in New Mexico at 505-437-8441 in evenings or e-mail - wkohler@zianet.com

1974 Husky 125 SC, race ready, many national wins - \$1250 and also 1974 Husky Mag 250 , race ready with all the best stuff, pls one evenings at 517-349-0326 ask for Tom Boyd.

'83 Husqvarna 500 MX Bike, original paint, shocks, exhaust, rims, solid running and very clean/original. Extra set of front shocks and two rims with hubs go with the bike. Needs nothing. Call Rob German (Dallas) W:972-385-1114 H:972-661-5292 rgerman@ssisc.samsung.com or rgerman@msn.com for e-mail picture

1968 Husqvarna 250 Commando: #145 of 250 made. In storage 25 years - Will start. Needs Restoration \$1,500 call 707-839-0153 - California

Wanted - Air cooled , Automatic Husky motors, please contact Dave at pathfind@e-z.net

Wanted - Speedo for 87 Cross Country 430 , need complete assembly, contact jsmith3606@aol.com or call 562-924-3753, CA 360 8spd. motor less ignition,top end and timing side cover,new standard piston and ring on rod. This motor had been in dry storage for 28years the crank and rod are like new,the bottom end was filled with oil before storage.NOS cylinder and cylinder head for same motor,NOS rod kit,NOS 1ST. over piston and ring for same,reed

block and gaskets.Central Ohio 740-397-2322.

Frib3@hotmail.com. Make realistic offer!!!! NO TIME WASTERS!!!

For Sale:1975 250 GP Motor good/new ignition unit/needs fenders,cables,chain and sproket. 1974 400 WR Complete rolling classic,does crank over, been sitting for a very long time. Call Fred for details and prices. 503.620.3404 Portland, Oregon

Wanted ignition for 81 husky 430wr or cheap parts bike with good ignition, also stock headlight, manual, and speedo and cable for same. Jack Lebanon PA (717) 273-4616. EMAIL maxbrutus@hotmail.com

Hardly broke in, '86 Husky 510, 4 stroke. I was injured and quit riding it. This bike is clean, dry stored in a spare bedroom for many years. Approx. 65hr on this bike since new. needs minor work.

\$1250 Call Dave @ (520)568-4101 Casa Grande, Arizona.

1981 420 Auto spares,manuels, tools, support, great bike,must sale \$2000 OBO 706-820-0186 claythomas@aol.com Lookout Mountain GA

1983 Husky 430WR, new tires, chain. street legal, needs speedo cable. Comes with manual and parts list. Tank has some dents, unmolested seat, upgrade lighting, easy starter, and very fast. \$1200 firm. Mike at farmcat@hemc.net. Or call 706-754-5886

1972 husky tank, was painted red originally. no dents, clean on the inside, needs repaint. \$65. and shipping. nice pair of 1972 husky forks, complete with trees, clean , no rust. \$80. and shipping. 1972 husky, complete back wheel assembly, rim has a med size tweak in it, otherwise nice, \$50. and shipping. 1972 round style air cleaner assembly \$25. and shipping, MJ husky frame, crack on under seat frame tube, w/ swingarm, \$50. and shipping. MJ frame kickstand assem. \$25. and ship. 1972 rear brake pedal and rod. \$25. and ship. call (856)785-1107 or e-mail huskyrips@yahoo.com

WANTED: Rear fender (aluminum) for a 70' 360 cross. Prefer NOS or a mint used one. Does anyone know if there is a exact reproduction being made? Chris Olsen colsen@mail.suhsd.k12.ca.us: 619-420-7123

wanted 81 to 84 250 motors #2089 any condition call Frank at 734 662 5425 also want info on performance mods remember gas is class while let off is get off !

have 86husky, say500auto runs well -

wehttam911@earthlink.net - 5308727798 , \$600 obo. , needs minor work. buyer pays shipping. call for details. email for pic.

1976 250 CR collectors bike goqd shape takeing offers have had offers to \$2,400, Steve Williams , Howell, NJ. 732-905-4993 , iblocal469er@aol.com

For Sale- 1979 Husqvarna CR 390 "This bike is a beast" too much power for me. The seat has a split in it, and it need's frnt brake cable ! this bike is very complete !! Bugundy & Grey paint with new plastics !! asking \$950 e-mail jasmin_7@hotmail.com

Wanted, spark arrestor for a 93 WXC (WR) 360. If you know where to get a new one or a cleaner used one I would really

appreciate. Thanks, **Alfredo Garcia-Mulet**
agarcia@microstrategy.com

For Sale, 1988 430WR Husqvarna. Owned and maintained by 30 yr. riding vet. Second owner. Trail rider and play bike. Not abused. All original except for tires. Top end performed in winter of 99-00. Hardly ridden this year. Easy starter. Ride for your own enjoyment or with the kids. Pics available at request through e-mail or hard copy. mikesr90s@yahoo.com or call 815-654-9605 (No. Illinois). Asking \$1950 OBO. Mike Yung

Wanted: Cylinder head and chain guard for my 71 CR400. Also horn and chain guard and any other cosmetic parts for my 71 360C Enduro. Call Steve 416 281-8848 or sray459482@aol.com.

For sale: Large selection of NOS Husky parts. Also a large selection of good used parts like engine cases, wheels, frames, forks, tanks, cylinders, heads, air filter boxes etc. Interested in selling all the parts at once for a very reasonable price. Call Steve 416 281-8848 or sray459482@aol.com.

looking for a 79 or later 390 kickstart lever (the kind with the big dogleg). Also, I have 2 of the early style kickstart levers for sale cheap. Jeff Craddock 714 998 2785 or jcc@znet.com

I have piston and ring kits for 1991 husky 260's. in 71.43mm. e-mail me at wayneA3@aol.com

davemolinari@hotmail.com, wanted left side(kick start) case for 1971 mh250

72 400, new piston, barrel, trans overhauled, Ron LeBlanc, North Bay, On., 705 474 3353 <rondonna@onlink.net>.

Husky motocross year? 250? runs well, \$500cdn paul, 613 474 2941

I need a complete speedometer kit in km/h to Husqvarna 250 WR - 74. Please contact me for info and prices. Best regards Bo-Eddie Andersson
E-mail: bo-eddie.andersson@kockums.se

1979 HUSQVARNA husky cr 390 great condition purchased from original owner runs strong needs nothing \$ 1250 long island ny e mail- pwfloor@aol.com

FOR SALE, '74 Husky 450CR Desert master. Runs good, new seat upholstery clean bike. '76 360 Auto, Runs good Mint condition, \$650 each or \$1200 for both. Contact George or Matt, 1-509-246-1751

NOS Husqvarna Inventory Over \$20,000 at dealer cost, Nothing newer than 1986. Tanks, pistons, gasket sets, 4-speed parts, etc... would like to sell in one lot but may consider breaking it up. Have printed inventory for interested parties. Please contact by phone, days:203-375-8589 ask for John

Looking for an ignition coil and the rotor for a 1986 400 xc. Phone number is 505-326-4703, Farmington, N.M. bsf72@hotmail.com

Fat Bar Handle bar Clamps for vintage Huskys 1966-77, custom machined from billet Aluminum and anodized, write Craig at husky@intrepid.net, \$50 plus shipping

Husky string of Logo pennants, 25 ft long, outdoor quality plastic flags, husky@intrepid.net

For Sale; 1970 Husqvarna 8 speed. Motor is stuck, but cases, cylinder and head are clean. Good MH frame, wheels, forks, skidpan. \$250, 702-566-0665 or e-mail Metricnut59@aol.com

1998 610 TE \$4995 new, call Les in Tenn at 423-282-3504

New manufactured left side cases for 82-88 Husqvarna call Daryl Back at EuroDirt - 970-876-5277 or e-mail at euroidirt@rof.net

New manufactured tail fenders for 79-82 CR Huskys, call John at Vintage Husky, see ad this issue

Decals for Huskys, Call Patty at the Sticker Shack 724-836-6009 or fax 724-836-8464

for sale Husqvarna 76 250CR rebuilt located in Ohio, \$800 e-mail at imsnuffy2@yahoo.com or call 330-394-0583

For Sale - 1973 Husqvarna 250 RT, everything complete, nice paint on tank, newly recovered seat, all electrics work, price negotiable or will trade for Japanese 125 MX, 540-656-1896 Brad or e-mail RBranch4@excite.com

For sale desert tank for 85/86 Husqvarna, brand new, never used, \$65 540-656-1896 or e-mail RBranch4@excite.com

For Sale/Trade 1971 Husqvarna MI 250, 8-Speed Looking for good home! Owned 17yrs! Original, beautiful, and strong! Sell/trade for \$825/100cc+ Yamaha, Hodaka, Suzuki, Kawasaki, or Honda (junior will outgrow his 79 Yamaha MX (junior size) soon). Located in Battle Ground, Wa (Vancouver, Wa/ Portland, Or area) Email: sjicycle@yahoo.com

1983 HUSKY 430 [restored] \$2500 firm

Contact JB @ 817-790-2737 or jkbball@attglobal.net

1982 HUSKY 430 [restored] \$2000.00 firm


Contact JB @ 817-790-2737 or jkbball@attglobal.net

WANTED: '75 250CR GAS TANK! I need to trade a 1975 125cr husqvarna gas tank for a 1975 250cr husqvarna gas tank. E-mail me if you are interested: RADDJW2@aol.com Yakima, WA

WANTED: Husqvarna 360cc 4-speed MX motor (or complete bike) Running or rebuildable okay - No stuck motors please. Thanks! Dorian 360.943.1559 WA email: doriak@w-link.net

WANTED: '75 250CR manual! I need a manual or tech book for a 1975 husqvarna 250cr. I also need a source to buy a seat or a new seat cover. Contact: RADDJW2@aol.com

WANTED for 1974 250 Mag Motoplat ignition in desperate need of a stock & functional Motoplat (or PVL equivalent) with good spark for his 'new' '74 250 Mag. I only need the lower unit, but I'll buy the whole thing if necessary. contact Andrew @ 206-923-1094 or e-mail: andrewm@shuggie.com



String of Husky Pennants, outdoor quality vinyl, 18 flags on a 25ft cord, white, blue, orange, New old Stock - \$39+\$4ship husky@intrepid.net

sell or trade a 1984 Husky AE500 into a similar era Husky CR or Cross Country 500. I am trying to build a period Husky Open class bike for Hare Scrambles in the Colorado Area. I have a Husky

Cross Country 500. I am trying to build a period Husky Open class bike for Hare Scrambles in the Colorado Area. I have a Husky AE500 in running condition (Frame WO18956) (Motor 2090 0511). It has a new first clutch (about 3 hrs on it), a Mikuni Carb, brand new rubber boot from Air box to carb, new rubber boot from carb to reed cage, and new reed valves. Plastic and seat are in good condition. I would also add a spare bottom end (2090 0387) with a bad rod bearing, missing first clutch and ignition. The rest of the transmission is excellent in the spare. Also have spare set of first clutch springs. I would consider a swap of all the Auto stuff for a CR bottom end in good condition if it would work with my frame and top end. If anyone is interested please email me at weimedog@prodigy.net or call me at 970-532-0779 or 970-532-0702. Walter Logan., Berthoud Colorado

have 1986 husky 500auto for sale(700obo)runs well for detailed info or picture,email to wehttam911@earthlink.net

1985 XC 500 for sale. It has a new ignition and the rear shock was redone by White brothers. The bike is extremely fast and not many people like to be behind me because I pelt them with rocks. I am selling it for \$1200. email: johnsh@primarycolor.com or johnsh@aol. I live in southern California, USA.

For Sale: 75 250GP Motor good/with new ignitionunit/needs fenders,cables,chain and sprocket. 74 400WR Complete rolling classic. Does crank over but has been sitting for a very long time. Call Fred for details and prices. (503) 620-3404

1978 Husqvarna 390CR - Restored and includes new tires, fenders, air filter, chain, seat cover etc. Rocket fast and ready to ride. \$1500 or best offer. Contact Craig at Lauterman@Hotmail.com or call (805)492-0080 and I can ship if needed.

Husqvarna 1970 MH400- VIN1214, motor 401214-compare it to the "On Any Sunday" bike mentioned on the Husky page! Missing chainguard and fenders. Excellent unmolested frame and motor has all fins and no dings. Has air box, exhaust, remote float Bing carburetor. Has been in dry storage for years, kicks over w/ good compression, trans shifts cleanly. Still has Trelleborg tires on 18 and 21 inch Akronts. Photos available. Located in So Cal, will ship for \$175 disassembled anywhere in US. \$995 email bobdog@joshuanet.com or 530 873 0571



Husqvarna

Husqvarna Banners for your Shop or Garage!
These banners are 2' by 6' and are constructed of an outdoor quality vinyl. The logo and lettering is silkscreened onto the vinyl, this is not stick on lettering! All four sides are hemmed and double stitched and there is a heavy grommet in each corner to allow you to bungee cord fasten this banner in place. The lettering/logo are white, the background is royal blue. There are also nylon cords sew in to allow you tie into place. **Hang one in your garage! Take one to the races and display Husqvarna!**
Club price is \$30 plus \$3.20 to ship = \$33.20. (Retail is \$35) There is a limited quantity of these so don't delay - 304-267-6471 or husky@intrepid.net

Husqvarna

SALES • SERVICE • PARTS • ACCESSORIES

ToyTech

Husqvarna Motorcycles

SCOTT FETTEROLF
Phone & Fax 717-469-2402
toytec91@aol.com

424 Firehouse Rd.
Grantville, Pa 17028
15 minutes from Harrisburg



PERFORMANCE
PVP
VINTAGE • PRODUCTS



Husqvarna

Husqvarna Specialist - Expert Restorations
N.O.S. and Used Parts Available
Custom High Performance Parts and
Modifications Available for Husqvarnas

PVP.

839 East Burnett Avenue
Louisville, Kentucky 40217
(502) 387-3993 or (502) 634-9774

Bike Builder & Sponsor of Andy Hardin
1998 - 40+ and 500 Sportsman
AHRMA MX Champion



HUSKY REPRO PARTS

Husqvarna

Husqvarna

- *Seat Foams
- *Seat Covers
- *Gasket Sets
- *Seals / Bearings
- *Filters
- *Fenders, plastic & fiberglass
- *Inner fenders; 66,67 & 68-74
- *66-67 Rear Fenders (fiberglass)
- *Air Cleaners (all)
- *Cables

Parts new and used; Check us out first.




(480) 966-0101



Check our website at www.amsracing.com

Coming soon, '67 250/360 handmade pipes, piston kits, 66-67 fiberglass seat bases.

"WE RACE"



NOS Muffler
15 14 626-01

1973-75 Husqvarna
250 + 360 WR RT

NOS RT Mufflers - \$60
+ship 304-267-6471



Husqvarna
RACING HAT

Specializing in Aftermarket Products for Vintage & Evolution Off-Road Motorcycle

Online Catalog

We UPS daily! M-F, 12-6 (EST)

www.vintagemx.com

(703) 707-8692

BICYCLES • MOTORCYCLES • CHAIN SAWS • MINI BIKES

JS & S



YOUR MOTOCROSS HEADQUARTERS
SALES PARTS & SERVICE

715-342-3888
888-777-4FUN
FAX: 715-342-3880

3505 CHURCH ST.
STEVENS POINT, WI 54481

GO-KARTS

UP-HAUL

LAWN & GARDEN • BICYCLE RENTAL • TRAILERS

Husqvarna


ATV's

SNOWMOBILES

HUSQVARNA PARTS and SERVICE

Machine Shop Full time specializing in Husqvarna Engine rebuilding, Case welding, frame repairs, N.O.S. and Used parts available..parts, parts, parts Wiseco piston specialist - custom applications - call We now have 390/430 pistons in stock

STAHL'S HUSQVARNA



Advance Tool and Die


1700 S. Nebo Rd. 400W
Yorktown, IN 47396

Shop number- 765-284-7653

A Husky shop for past 30 years! Please call when I am in, as I will not be able to return parts search calls. Call Forest Stahl! Race and Restore Daily!

Hall's Husqvarna

Largest inventory of Husqvarna Parts for Vintage, Evo and Modern in Stock!
Also a Large Inventory of Cagiva Parts.



25 years experience in sales and service.

Parts Shipped Daily via UPS

VISA-MASTERCARD-DISCOVER

3801 N Dirksen Pkwy
Springfield, IL 62707


Phone 217-789-0107

Talk to Raymond!

FAX 217-789-7408

Talk to Jay Hall!

Hours:



Closed Sun/ Mon

Tuesday 9-7

Wednesday 9-6

Thursday 9-6

Friday 9-7

Saturday 9-5